

**Keg Flow includes:**


Guards: part #GRKFFA6x\_ (length)

Roller Stop Kit (roller, cross member and hardware): part #100KFHRS

*Single Deep Only:*

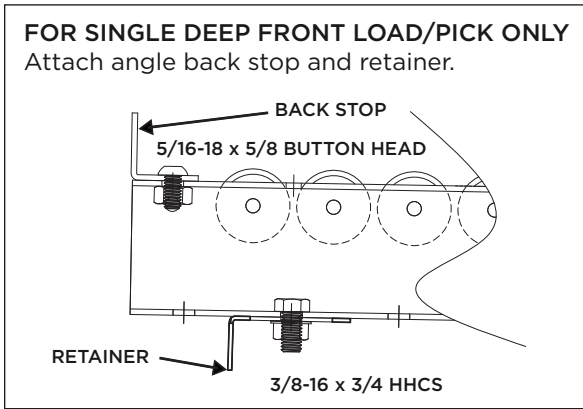
Back Stop: part #12FAES-JRS

Retainer: part #100RA12

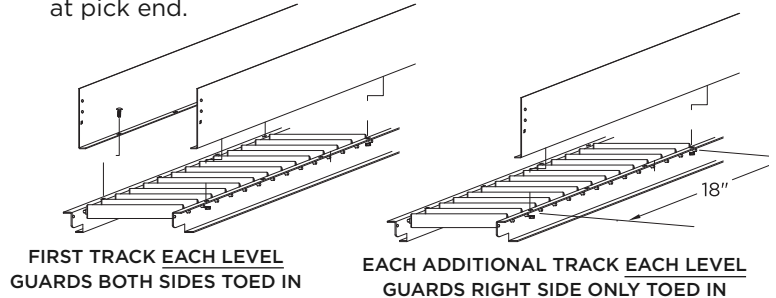


**FOR SINGLE DEEP FRONT LOAD/PICK ONLY**

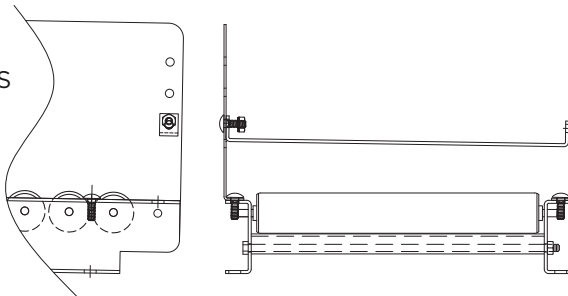
Attach angle back stop and retainer.



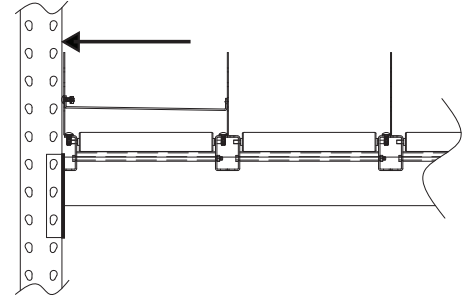
**1** Attach Guards - use 1/4-20 x 1/2 carriage bolt with KEPS nut on 18" spacing. Guards should be flush to front of track at pick end.



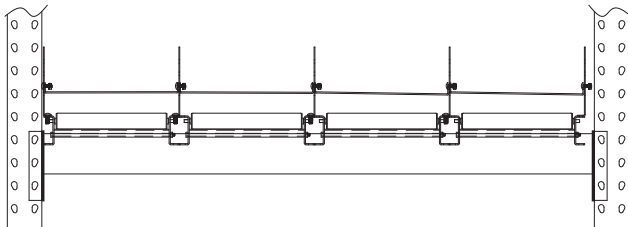
**2** Attach first HRS cross member loosely on lefthand side of first track with carriage bolt.



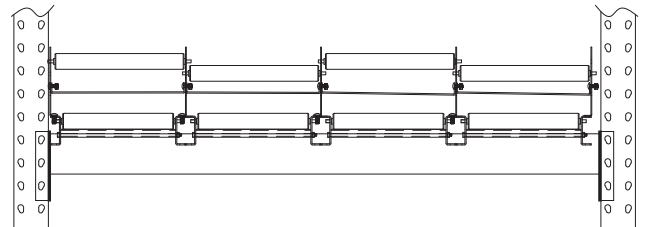
**3** Place all tracks on level as far to lefthand side as possible, touching.



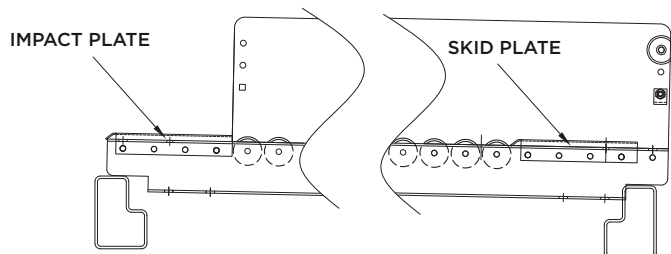
**4** Complete attachment of cross member with common carriage bolt.



**5** Insert spring loaded rollers alternating.



**DOUBLE DEEP REAR LOAD TRACK**  
84" TO 102" deep - Offset beams 2"



**SINGLE DEEP FRONT LOAD TRACK**  
30" to 60" deep - Beams are level

